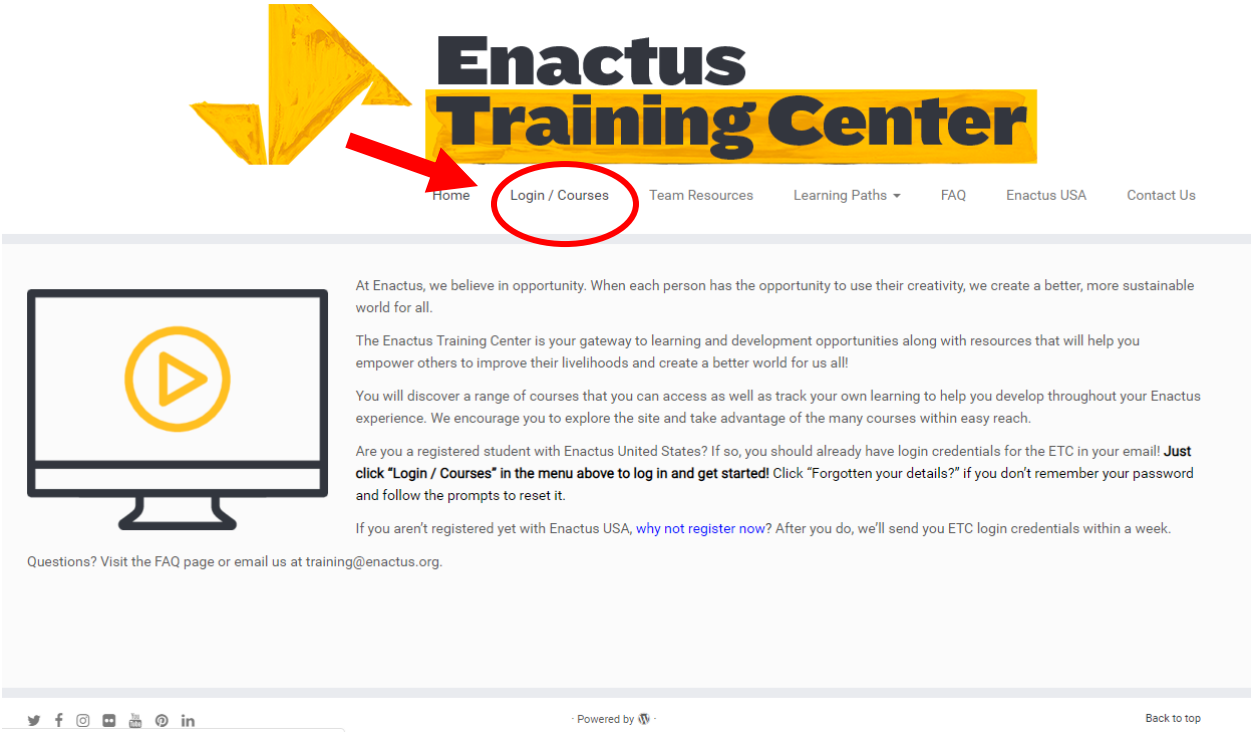


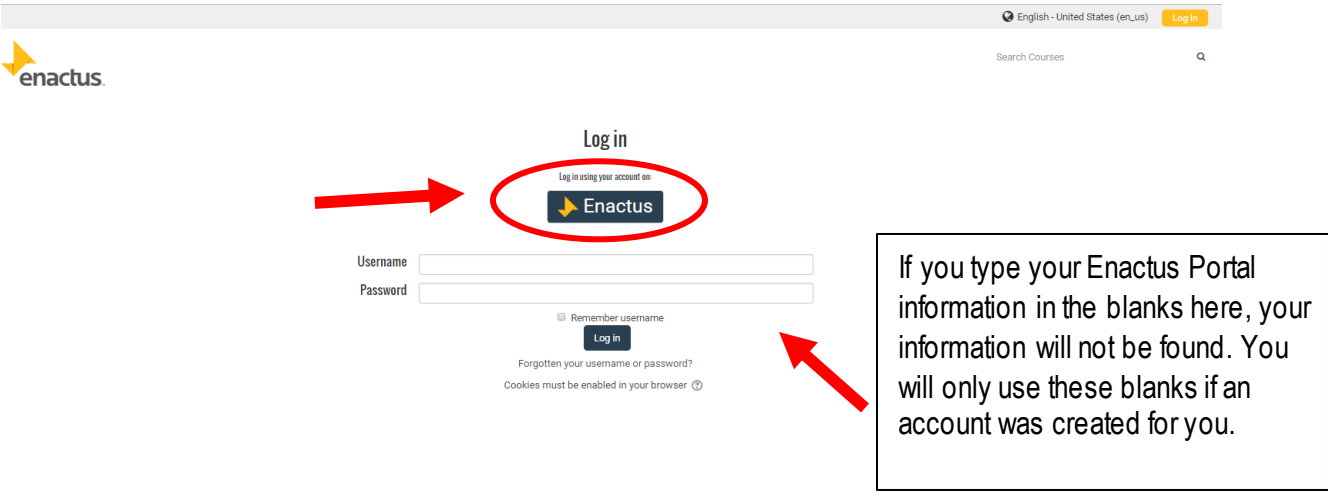
# ENACTUS TRAINING CENTER UPDATES

## Logging into the New Platform

- 1. Go to <http://training.enactus.org> and click 'login/courses' on the menu bar, you will then be directed to the new page




- 2. If you are already registered on the Enactus Portal, click 'Log in using your account on Enactus' in the middle of the page, you'll be redirected to the Enactus Portal log in page. *You must be a registered faculty/student before you can access the Enactus Training Center – if you are not registered yet [click here](#) to register*

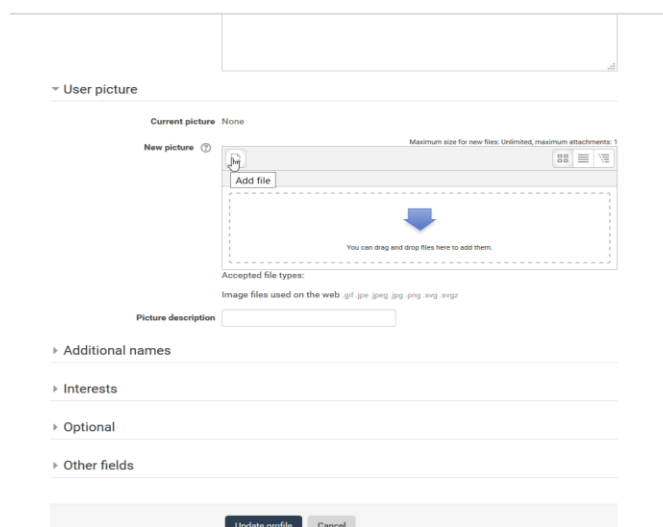


# Creating a Profile

1. After you are logged in, in the top right-hand corner hover on your name and click 'Edit Profile'




2. Ensure your information is correct, add a picture and more to share with other users, click 'Update Profile' when complete

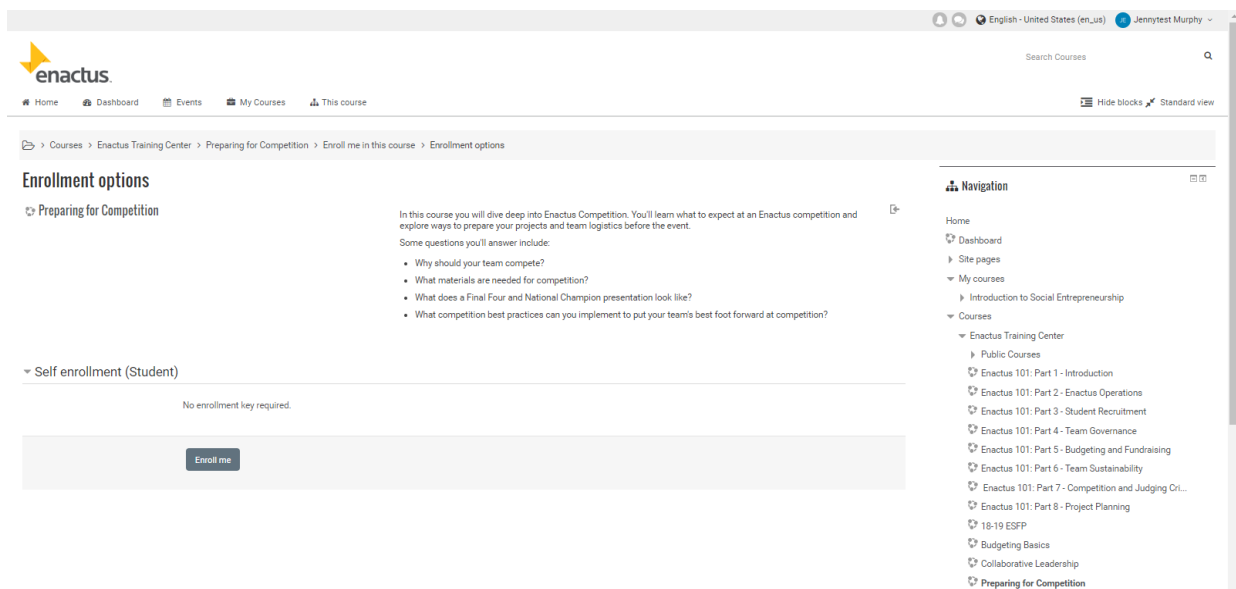
A screenshot of the 'User picture' section in the profile update form. The current picture is 'None'. The 'New picture' section has a file upload interface with an 'Add file' button and a dashed box for dragging files. Below the upload area, it lists 'Accepted file types: Image files used on the web (gif, jpg, png, bmp, etc.)'. There is a 'Picture description' text input field. Below this are expandable sections for 'Additional names', 'Interests', 'Optional', and 'Other fields'. At the bottom, there are 'Update profile' and 'Cancel' buttons.

# Enrolling in a Course

1. Click on the 'Home' button on the menu bar to view all available course



2. Hover over the course you are interested in and click 'Go' If you do not see the course you are interested in, utilize the search bar in the bottom middle of the page, after you click on the course, it will take you to the below page - click 'Enroll Me' at the bottom of the page



3. Courses are broken down in different sections with a variety of resources, click on the resource to view:
  - a. Along the right-hand side of your course you will find “Course Completion”. Which allows you to keep track of your student progress, each time an activity is completed the color will change from blue to green
  - b. The navigation panel provides an overview of each course, a participant list for each course and more

The screenshot displays a course interface with the following elements:

- Navigation Bar:** Home, Dashboard, Events, My Courses, This course. Utility links: Hide blocks, Standard view.
- Section 1: Navigating Competition Logistics**
  - Text: "This level will share what you need to know to be fully prepared for competition."
  - Resources:
    - MODULE: Preparing for Competition
    - TEMPLATE: Competition Success Timeline (with download icon and text: "Download the Competition Success Timeline and add important dates and activity deadlines that will help your team stay on track as you prepare to compete.")
    - READ: 2019 Competition Details
    - DOWNLOAD: Project Verification Form
    - READ: 2018-2019 Competition Format
    - READ: Judging Process
    - READ: 2018 - 2019 Team Portfolio Definitions
- Section 2: Preparing Your Projects with Competition in Mind**
  - Text: "When it comes to preparing your projects for competition there is a lot to consider. What is the best way to tell the story of your project? What will the judges be looking for? This level will help you determine how to showcase your team's efforts and the impacts of your projects."
  - Resources:
    - VIDEO: Judge Orientation
    - DOWNLOAD: Individual Team Evaluation Form
    - VIDEO: What Makes a Hero?
    - VIDEO: The Secret Structure of Great Talks
    - MODULE: Enactus Judging Criterion
- Right-Hand Side Panel:**
  - Dashboard
  - Site pages
  - My courses
    - Introduction to Social Entrepreneurship
    - Preparing for Competition
      - Participants
      - Competencies
      - Grades
      - General
      - Navigating Competition Logistics
      - Preparing Your Projects with Competition in Mind
      - What to Expect at Competition
      - Roger Love's 8 Great Tips for #Enactus Powerful Pt...
      - Feedback
  - Administration
    - Course administration
      - Userenroll me from Preparing for Competition
  - Completion Progress
    - NOW
    - MODULE: Preparing for Competition (Not completed)

# Submitting Assignments

1. Some courses may ask you to submit an assignment. To submit an assignment first click on the assignment as shown below:

Announcements

## Collaborative Leadership: Leading as a Member of a Team

- Collaborative Leadership
- UPLOAD: Collaborative Leadership Video** (Not Submitted)
- VIDEO: Adaptive Leadership Rap
- READ: Six Crucial Behaviors Of Collaborative Leaders
- VIDEO: Leadership for Transformational Change

### Assessment

### About the Author

2. On the following page, click upload and find the document on your computer

My courses > Collaborative Leadership > Collaborative Leadership: Leading as a Member of a... > UPLOAD: Collaborative Leadership Video

## UPLOAD: Collaborative Leadership Video

Create a 2-4 minute video implementing your Collaborative Leadership learning with a current or future team project.

### Submission status

Submission status	No attempt
Grading status	Not graded
Last modified	-

Submission comments > Comments (0)

[Add submission](#)

You have not made a submission yet

### Navigation

- Home
- Dashboard
- Site pages
- My courses
  - 18-19 ESFP
  - Persuasive Communication
  - Introduction to Social Entrepreneurship
  - Creating a 501c3
  - Collaborative Leadership
    - Participants
    - Competencies
    - Grades
    - General
    - Collaborative Leadership:
      - Leading as a Member of a...
        - Collaborative Leadership
        - UPLOAD: Collaborative**

# Participating in Discussions

1. To participate in a discussion, please click on the discussion topic and choose, then add a new discussion topic as shown below, once added, please click submit

 > Courses > Enactus Training Center > Public Courses > New Team Orientation-Student > General > Introduce yourself!

## Introduce yourself!

Take a moment to introduce yourself. Tell us your name, what team you're on, and how you got involved with Enactus.

Separate groups: All participants

Add a new discussion topic

(There are no discussion topics yet in this forum)

Questions? Email [training@enactus.org](mailto:training@enactus.org)